你好 writing practice

nǐ hǎo • Hello • Mainland China stroke order

你 • nǐ

Mainland China stroke order • 7 strokes

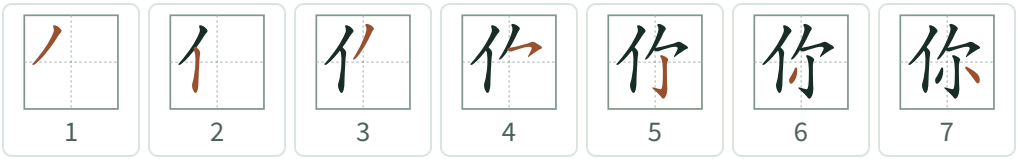

好 • hǎo

Mainland China stroke order • 6 strokes

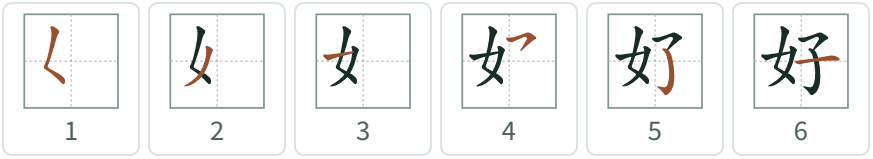

Trace, then write

Trace the two characters together. Write the first on the left and the second on the right in each blank set.

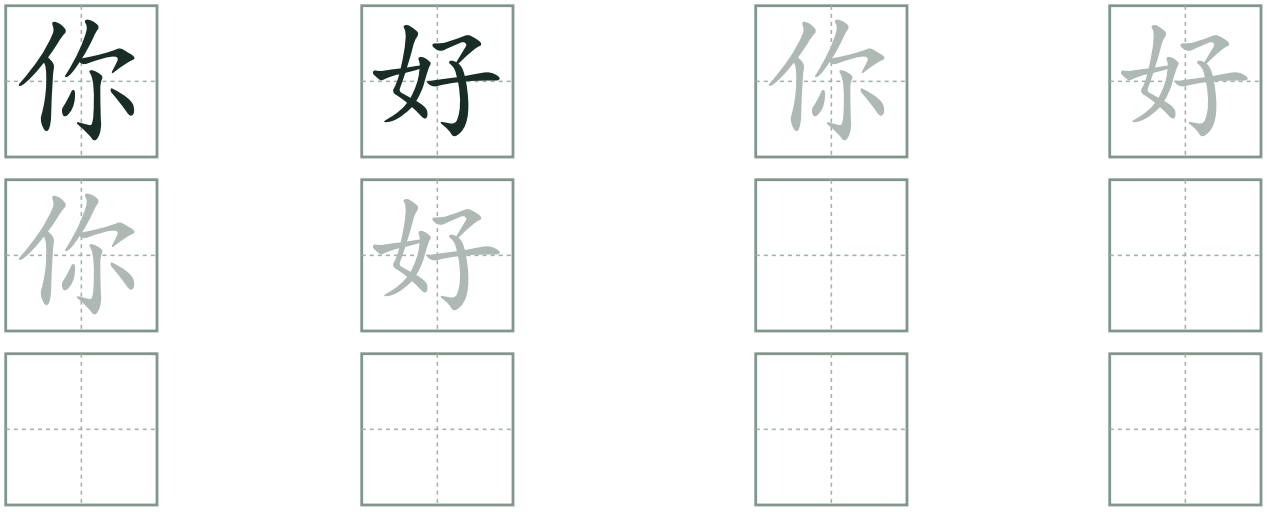

Stroke artwork from Make Me a Hanzi. Copyright (C) 1999 Arphic Technology Co., Ltd. Arphic Public License.

Modified by Chinese Lexicon on 2026-11-19: assembled the individual graphics into a multi-character lesson or worksheet with cumulative steps and practice grids. Each character retains its original stroke paths and order.

Practice sheet text uses Noto Sans TC and SC under the SIL Open Font License 1.1.

The downloadable PDF includes the license and stroke files.